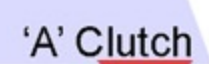



A



B



C



D



Planetary Gear Set No. 2

F

F



G



H




J



K



L



Rear Axle Output